

with 50 nM anti-GFP-siRNA in fetal calf serum medium
Fig. 13




Fig. 10






Fig. 7



Assembly of Polystyrene Conjugated siRNA
Termination
Fig. 14




Fig. 11





Fig. 8



with 50 nM anti-GFP-siRNA in fetal calf serum medium
Fig. 17

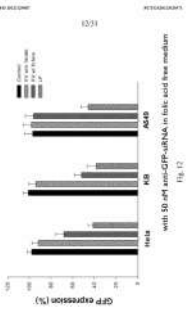


Fig. 12

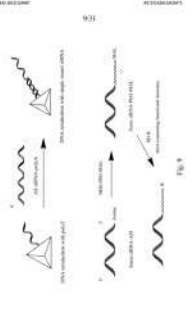


Fig. 9






Fig. 16.




Fig. 19.

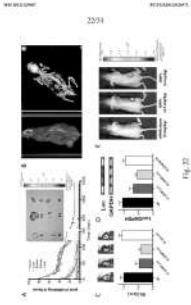


Fig. 20.




Fig. 25.

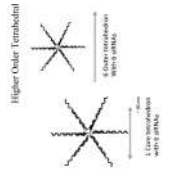


Fig. 17.




Fig. 29.




Fig. 26.




Fig. 28.

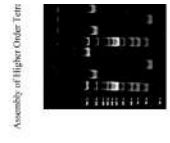


Fig. 18.

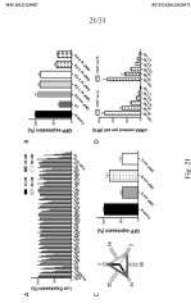


Fig. 31.




Fig. 30.




Fig. 27.



